

Assembly instructions for Lift Top Chest 7147-131 20082988003



Caution: Please read instructions thoroughly before unpacking assembly parts. Sharp, exposed staple tips can cause injury, therefore, for your protection, please remove any exposed staples used in packing.




1. We recommend that you should assemble this product with the assistance of another person; this will make assembly easier, and will help to eliminate damage to the product or injury to persons during assembly.
2. Be sure to check all packing materials carefully for small parts that may have come loose inside the carton during shipment.
3. Please do not over tighten screws or bolts.
4. Please put all parts on a non-abrasive floor before assembly, and follow the assembly steps to assemble your newly purchased product correctly and efficiently.



WARNING: To avoid serious personal injury:

- Carefully and strictly follow assembly instructions. Improper assembly of furniture can result in structural failure, instability of the product, or tip-over.
- Monitor and carefully control the assembly components. These include small parts and hardware that may present a choking hazard to small children. This furniture should be assembled only by responsible adults and children should not be involved in the assembly process.
- Where provided, wall mounting hardware should always be used as prescribed in these instructions to anchor furniture to walls. Proper use of the wall mounting hardware can significantly reduce the potential for furniture tip-over and crushing injuries.

Parts List			
A		Lift Top Chest	1 piece
B		Bun Feet	4 pieces

NO.:		HARDWARE LIST (7147-131)	Q'TY
1		TIPPING RESTRAINT KIT	1 set
2		(L80MM*30MM*4MM) ALLEN KEY	1 piece
3		(Ø5/16"*3-1/4") LONG BOLT	4 pieces
		(Ø5/16"*13*1.2MM) SPRING WASHER	
		(Ø5/16"*Ø19*1.8MM) FLAT WASHER	

★ Remark : there is a tip restraint kit provided on the back of this product. Please read the directions thoroughly and install immediately when placed in home.

