







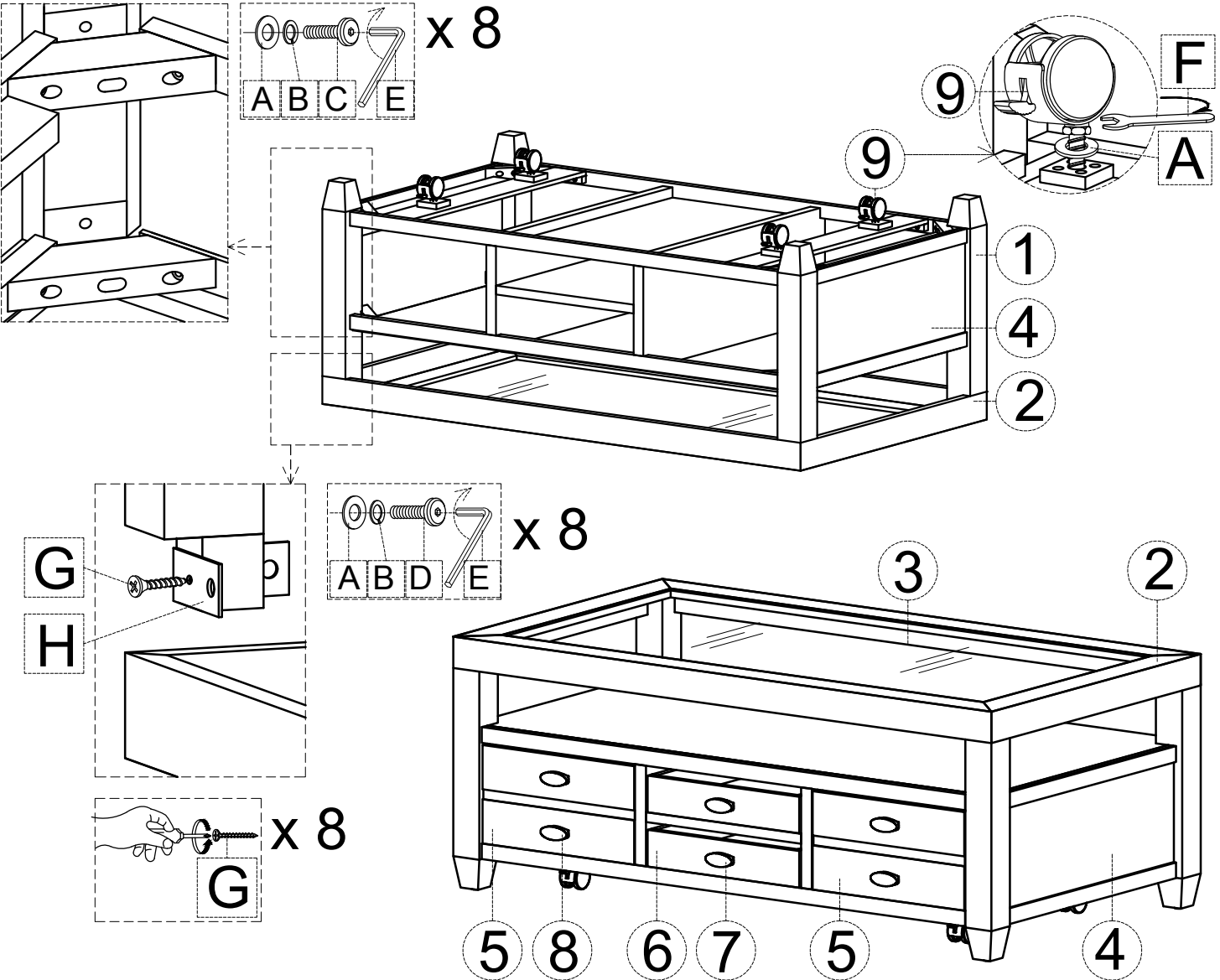


Thank you for purchasing this quality product. Be sure to check all packing material carefully for small parts that may have come loose inside the carton during shipment.

Parts key				Hardware kit #1887-1P01			
No	Code	Qty	Description	No	Description		Qty
1	1887-1P02	4 pcs	Legs	A		Flat washer M8 x 18	20 pcs
2	1887-1P52	1 pc	Top Frame	B		Lock washer M8	16 pcs
3	1887-1P09	1 pc	Glass Insert	C		Bolt M6 x 60	8 pcs
4	1887-1P54	1 pc	Storage Box	D		Bolt M6 x 15	8 pcs
5	1887-1P05	2 pcs	Complete Drawers	E		Allen Key K4	1 pc
6	1887-1P05T	2 pcs	Trays	F		Wrench 13	1 pc
7	1887-P04T	4 sets	Knob w/Short Screws for Tray	G		Screw Ø4 x 15	8 pcs
8	1887-P04	8 sets	Knob w/Long Screws for Drawer	H		Iron patte	4 pcs
9	1887-1P03	4 pcs	Casters				





**WARNING: To avoid serious personal injury:**

- Carefully and strictly follow assembly instructions. Improper assembly of furniture can result in structural failure, instability of the product, or tip-over.
- Monitor and carefully control the assembly components. These include small parts and hardware that may present a choking hazard to small children. Bob's furniture should be assembled only by responsible adults and children should not be involved in the assembly process.
- Where provided, wall mounting hardware should always be used as prescribed in these instructions to anchor furniture to wall. Proper use of the wall mounting hardware can significantly reduce the potential for furniture tip-over and crushing injuries.