





# Assembly Instruction for QUEEN PANEL STORAGE BED 20094157 & 20094177

**⚠WARNING: To avoid serious personal injury:**







- Carefully and strictly follow assembly instructions. Improper assembly of furniture can result in structural failure, instability of the product, or tip-over.
- Monitor and carefully control the assembly components. These include small parts and hardware that may present a choking hazard to small children. Bob's furniture should be assembled only by responsible adults and children should not be involved in the assembly process.
- Where provided, wall mounting hardware should always be used as prescribed in these instructions to anchor furniture to walls. Proper use of the wall mounting hardware can significantly reduce the potential for furniture tip-over and crushing injuries.

PART LIST FOR HEADBOARD			
NO.	PART DESC	CODE.	Q'TY
A	Headboard	B-14770-5-QH1 B-14770-7-QH1	1
B	Left Headboard Leg	PB-14770-5-HB1LEG1 PB-14770-7-HB1LEG1	1
C	Right Headboard Leg	PB-14770-5-HB1LEG2 PB-14770-7-HB1LEG2	1
D	Headboard Bottom Stretcher	PB-14770-5-HB1STR2 PB-14770-7-HB1STR2	1

HARDWARE LIST FOR HEADBOARD			
NO.	HARDWARE DESC	CODE.	Q'TY
1	 Allen bolt (Ø5/16*1-1/2")	B-14770-KH1HW	8
2	 Spring washer (Ø5/16")		8
3	 Flat washer (Ø5/16*3/4")		8
4	 Allen key (Ø1/8")		1





**Headboard Hardware Packed with Headboard**

PART LIST FOR FOOTBOARD			
NO.	PART DESC	CODE.	Q'TY
E	Footboard	B-14770-5-QSF B-14770-7-QSF	1
F	Leg	PB-14770-5-CGFET PB-14770-7-CGFET	2
G	Storage Footboard Drawer Slat	PB-14770-5-QSFSLT PB-14770-7-QSFSLT	1
H	Storage Drawer Support Leg with Leveler	PB-14770-BDSPL3	1
I	Storage Drawer Support Rail with Glide	PB-14770-BDSRL	2
J	Left/Right Footboard Storage Drawer	PB-14770-5-QSFDRW PB-14770-7-QSFDRW	2
J1	Front Drawer		2
J2	Back Drawer		2
J3	Left/Right Drawer		4
J4	Bottom Drawer		2
K	Queen Bed Slats	PB-14770-QBSLT	13

HARDWARE LIST FOR FOOTBOARD			
NO.	HARDWARE DESC	CODE.	Q'TY
4	 Allen key (Ø1/8")	B-14770-KSFHW	1
5	 Allen bolt (Ø1/4*1-1/4")		4
6	 Spring washer (Ø1/4")		4
7	 Flat washer (Ø1/4*3/4")		4
8	 Allen bolt (Ø1/4*13/16")		24
9	 Wood Screw (Ø4*1")		34

**Footboard Hardware Packed with Footboard**

PART LIST FOR SIDERAILS			
NO.	PART DESC	CODE.	Q'TY
L	Side Rails	B-14770-5-QKR B-14770-7-QKR	2
M	Roll-Slat Center Support Rail	PB-14770-BDCRL	1
N	Short Slat Support Leg with Leveler	PB-14770-BDSPL2	1
O	Long Slat Support Leg with Leveler	PB-14770-BDSPL1	4

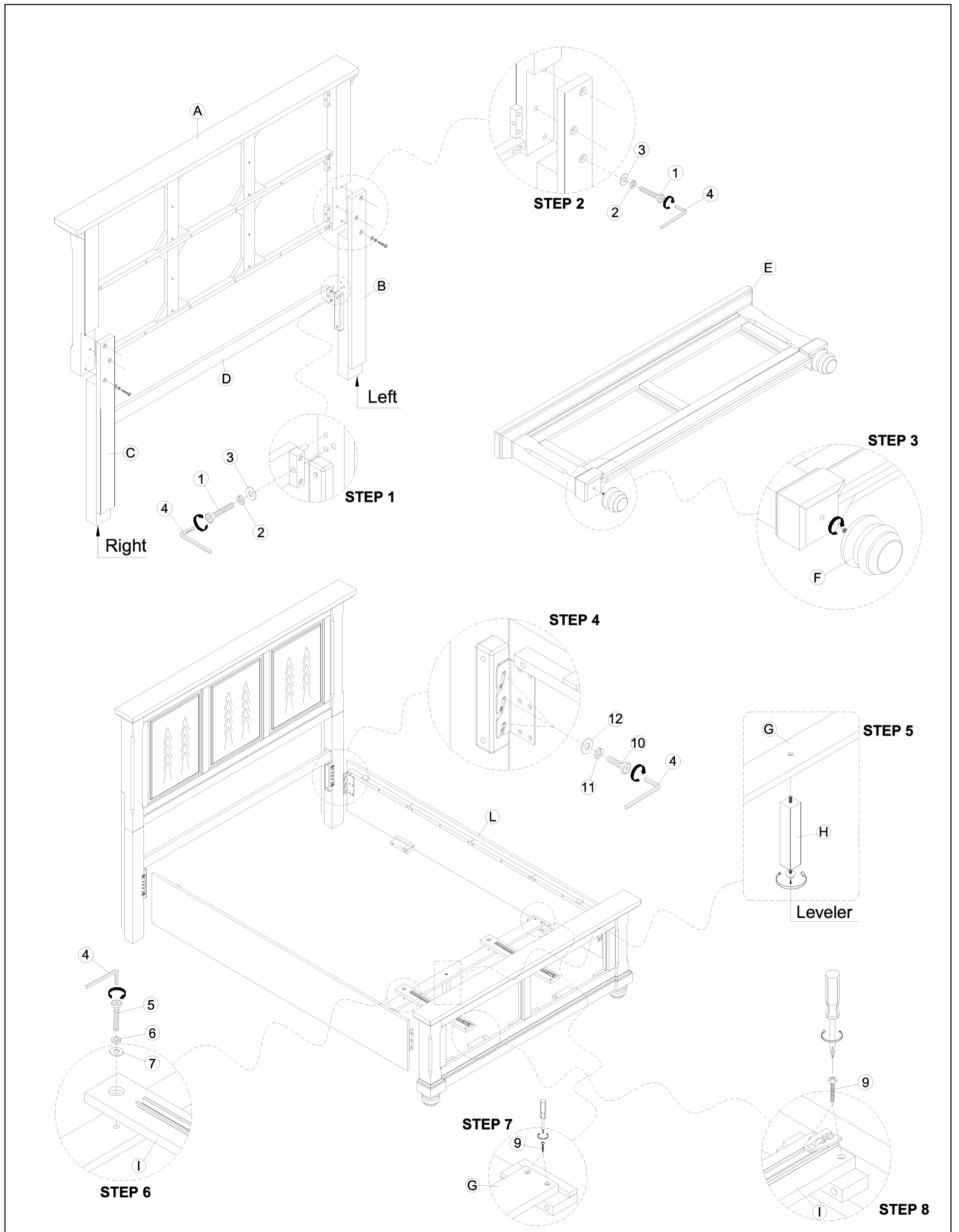
HARDWARE LIST FOR SIDERAILS			
NO.	HARDWARE DESC	CODE.	Q'TY
4	 Allen key (Ø1/8")	B-14770-KSRHW	1
10	 Allen bolt (Ø5/16*1")		12
11	 Spring washer (Ø5/16")		12
12	 Flat washer (Ø5/16*3/4")		12

**Siderails Hardware Packed with Siderails**

**⚠ Only tighten all bolts when all bolts aligned with bolt inserts.**

# Assembly Instruction for QUEEN PANEL STORAGE BED

20094157 & 20094177



# Assembly Instruction for QUEEN PANEL STORAGE BED

20094157 & 20094177

