




# Assembly Instructions

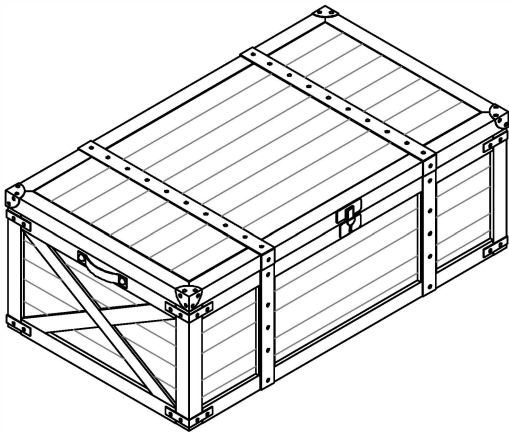
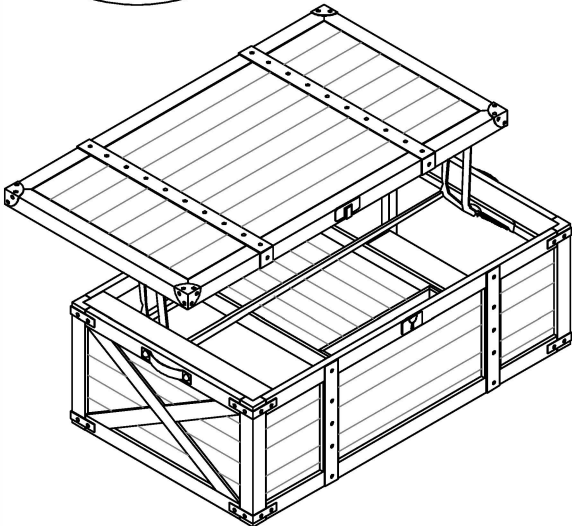
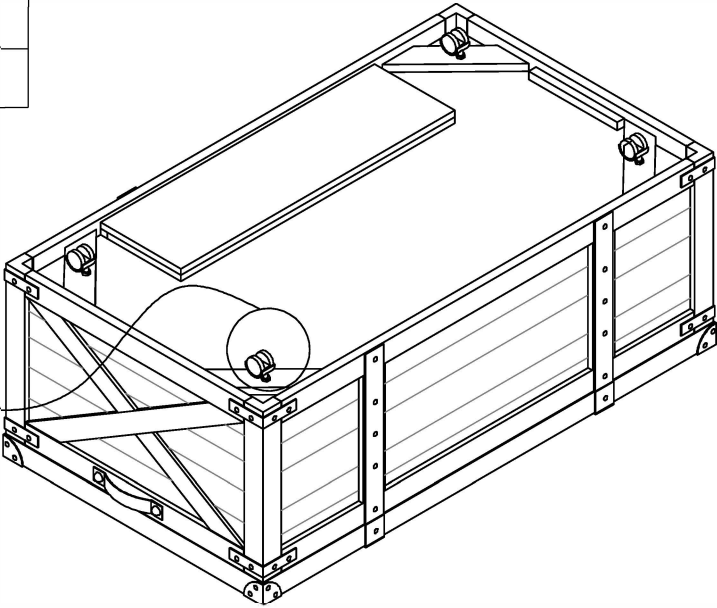
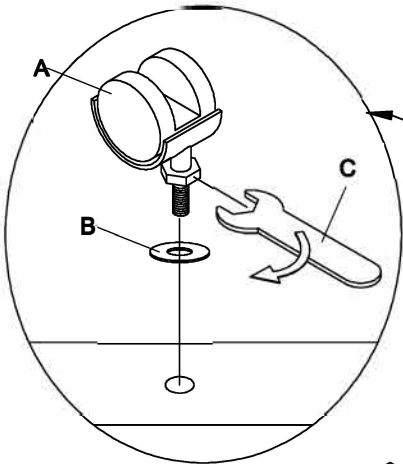
## Storage Coffee Table

SKU# 20059317008

**Caution:** Please read instructions thoroughly before unpacking assembly parts. Exposed staple tips can cause injury.

1. We recommend that you assemble this product with the assistance of another person; this will make assembly easier and will help to eliminate damage to the product or injury to persons during assembly.
2. Be sure to check all packing materials carefully for small parts that may have come loose inside the carton during shipment.
3. Please put all parts on a non-abrasive surface before assembling and follow the assembly steps to assemble your newly purchased product correctly and efficiently.

Code	Hardware		Qty
A	CASTER		4
B	FLAT WASHER 5/16"		4
C	HEX WRENCH		1



**Completed**

**Hardware Pack Location(s):**  
Storage Coffee Table

SKU# 20059317008



**WARNING: To avoid serious personal injury:**

- Carefully and strictly follow assembly instructions. Improper assembly of furniture can result in structural failure, instability of the product, or tip-over.
- Monitor and carefully control the assembly components. These include small parts and hardware that may present a choking hazard to small children. Bob's furniture should be assembled only by responsible adults and children should not be involved in the assembly process.
- Where provided, wall mounting hardware should always be used as prescribed in these instructions to anchor furniture to wall. Proper use of the wall mounting hardware can significantly reduce the potential for furniture tip-over and crushing injuries.