


TAKODA ACCENT CHAIR

SKU # 2140031001, 2140031002, 2140031003

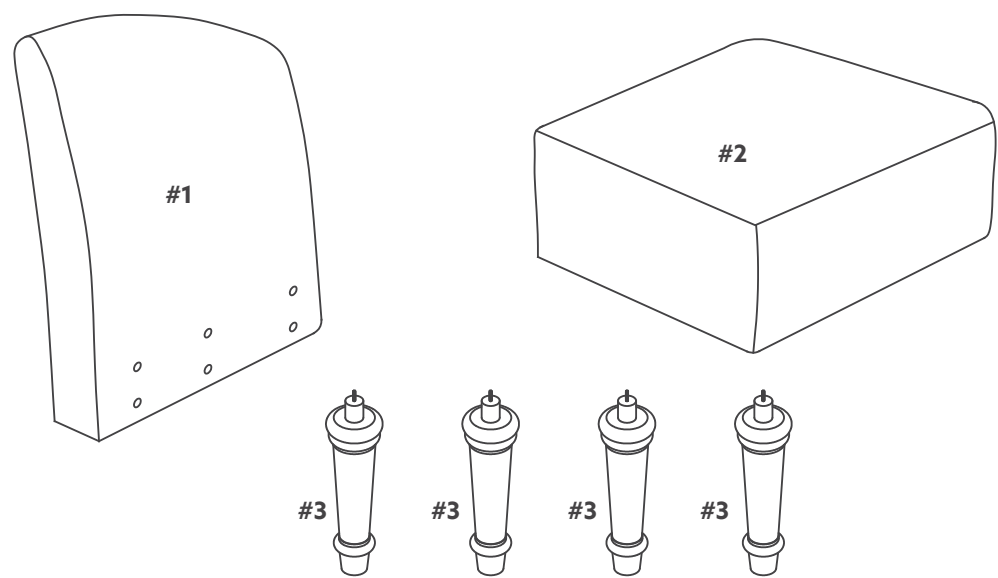


VTO-20475

 **WARNING: To avoid serious personal injury:**

- Carefully and strictly follow assembly instructions. Improper assembly of furniture can result in structural failure, instability of the product, or tip-over.
- Monitor and carefully control the assembly components. These include small parts and hardware that may present a choking hazard to small children. Bob's furniture should be assembled only by responsible adults and children should not be involved in the assembly process.
- Where provided, wall mounting hardware should always be used as prescribed in these instructions to anchor furniture to wall. Proper use of the wall mounting hardware can significantly reduce the potential for furniture tip-over and crushing injuries.

PART LIST






Spare Parts - available for replacement

#3	LEG	04
#0	HARDWARE PACK	01

Spare Parts - not available for replacement

#1	BACK	01
#2	SEAT	01

HARDWARE LIST

A		BOLT (Ø5/16"x2-1/2")	06
B		SPRING WASHER	06
C		FLAT WASHER	06

NOTE: Find the label of "Hardware Enclosed" on one of the carton corner then follow the red ribbon to get the hardware bag.

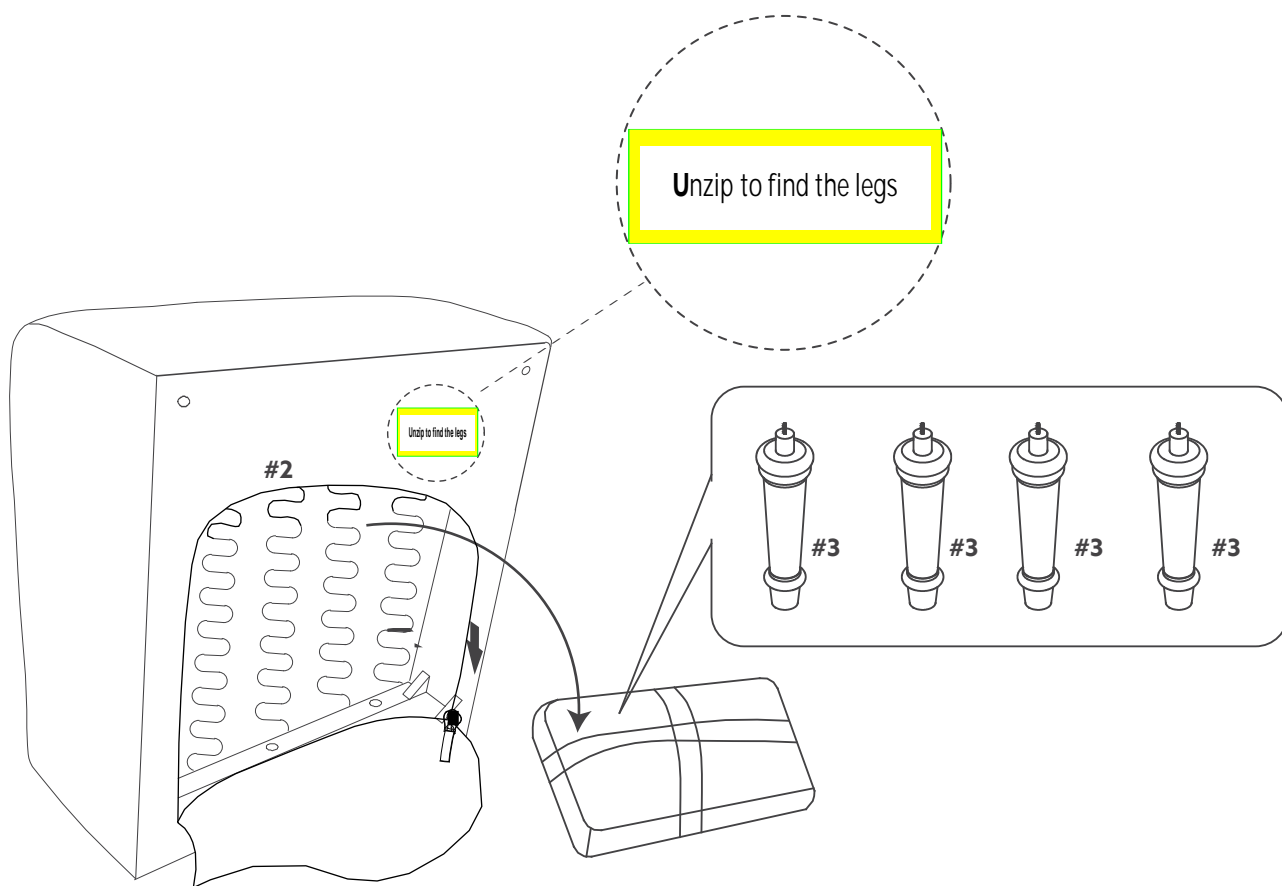
TOOLS REQUIRED

ALLEN KEY		SUPPLIED
------------------	--	-----------------

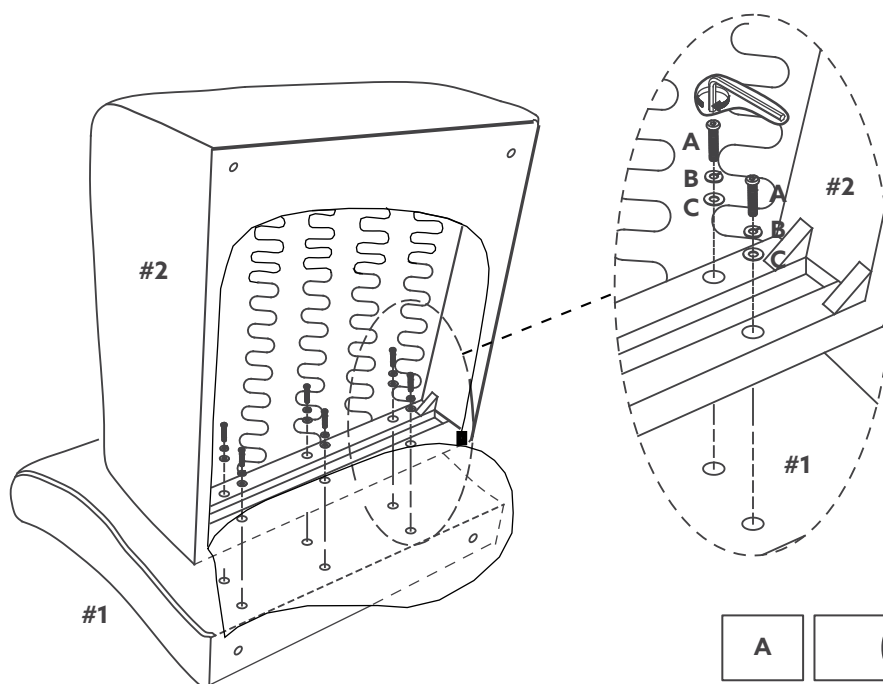
IMPORTANT:




1. Do not tighten bolts completely until all bolts are completely lined up and inserted into holes / nuts.
2. Do not over tighten screws and bolts to avoid stripping.
3. Please use hand tools to assemble this product. Do not use power tools.
4. For ease of assembly, two adults are recommended

1.



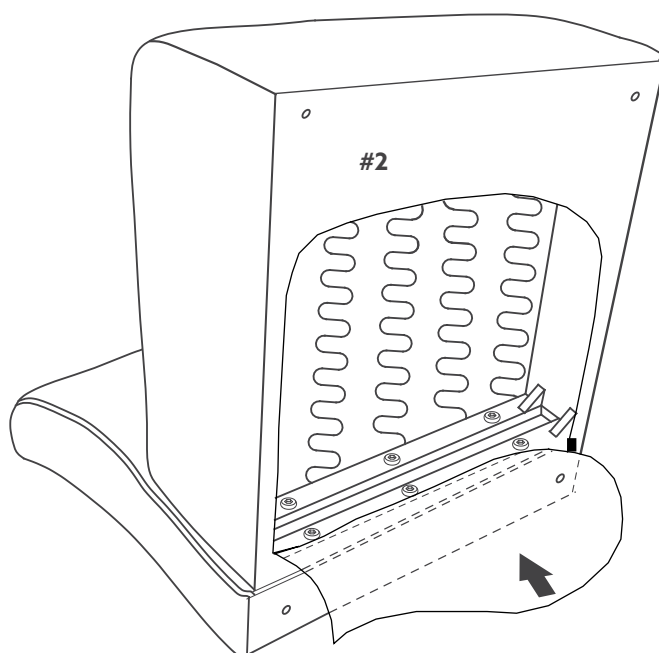
2.



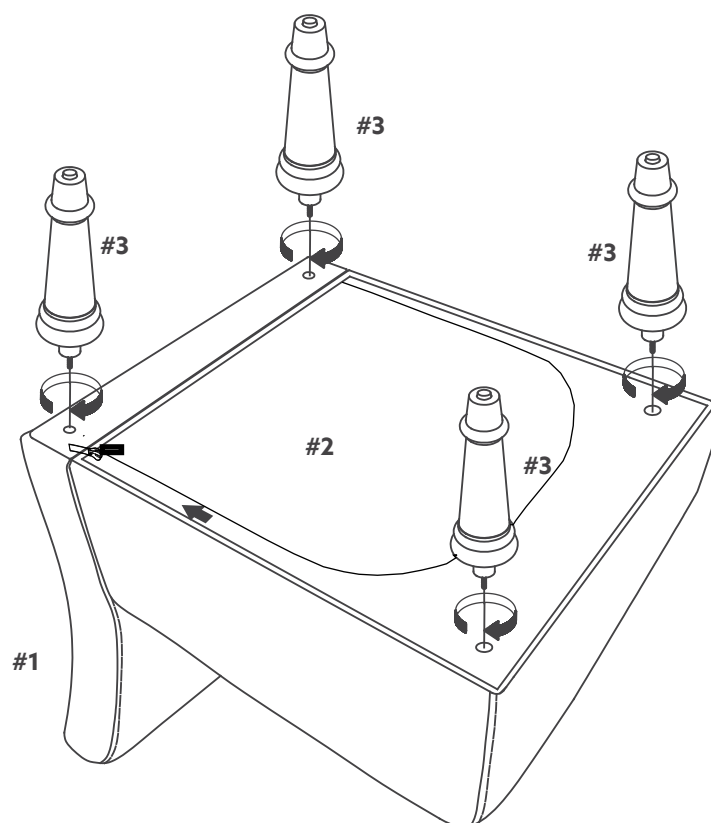
A		06
B		06
C		06

Do not overtighten the bolts and screws.

3.




4.



5.

ASSEMBLY COMPLETED



Maximum Weight 350 lbs