


Blare Oval Coffee Table & End Table Set

SKU# 2259011001/2259011002

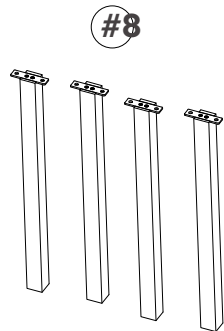

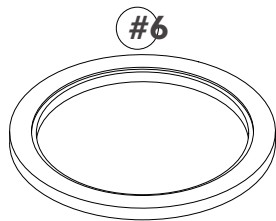

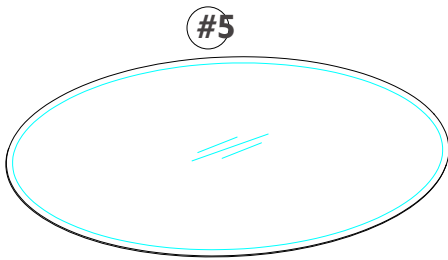
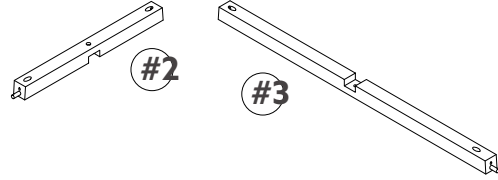
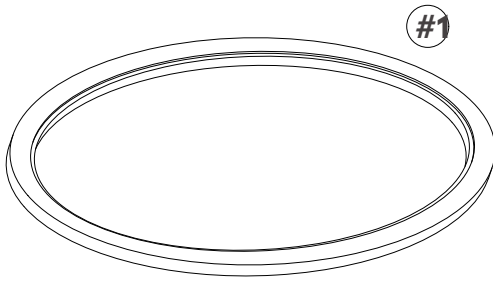


LPC-20164-VN

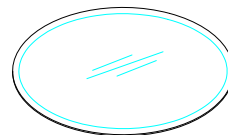
⚠ WARNING: To avoid serious personal injury:

- Carefully and strictly follow assembly instructions. Improper assembly of furniture can result in structural failure, instability of the product, or tip-over.
- Monitor and carefully control the assembly components. These include small parts and hardware that may present a choking hazard to small children. Bob's furniture should be assembled only by responsible adults and children should not be involved in the assembly process.
- Where provided, wall mounting hardware should always be used as prescribed in these instructions to anchor furniture to wall. Proper use of the wall mounting hardware can significantly reduce the potential for furniture tip-over and crushing injuries.

PART LIST


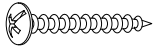





#9





#1	COFFEE TABLE TOP	01
#2	COFFEE TABLE LOWER BASE	01
#3	COFFEE TABLE UPPER BASE	01
#4	COFFEE TABLE LEG	04
#6	END TABLE TOP	02
#7	END TABLE BASE	02
#8	END TABLE LEG	08
#0	HARDWARE	01
#5	COFFEE TABLE GLASS	01
#9	END TABLE GLASS	02

HARDWARE LIST

A		BOLT (Ø1/4"x20mm)	24
B		WOOD SCREW (#4x50mm)	12
C		SCREW (#4x25mm)	01
D		SPRING WASHER (Ø1/4")	24
E		FLAT WASHER (Ø1/4")	24

NOTE: Find the label of "Hardware Enclosed" on one of the carton corner then follow the red ribbon to get the hardware bag.

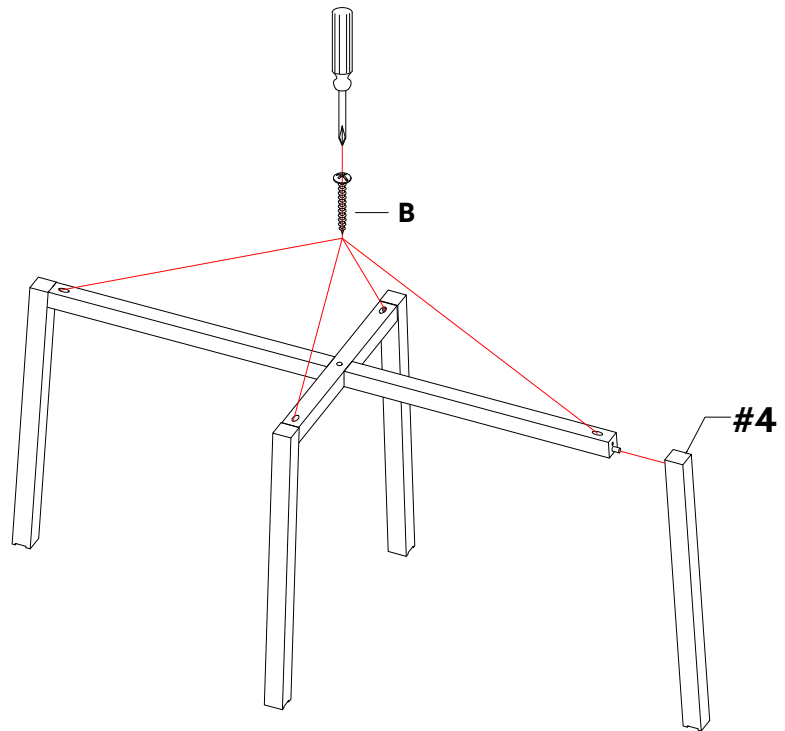
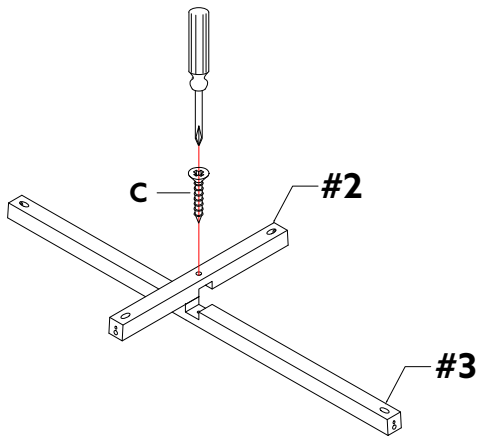
TOOLS REQUIRED



ALLEN KEY		SUPPLIED
PHILLIPS SCREWDRIVER		NOT SUPPLIED

IMPORTANT:

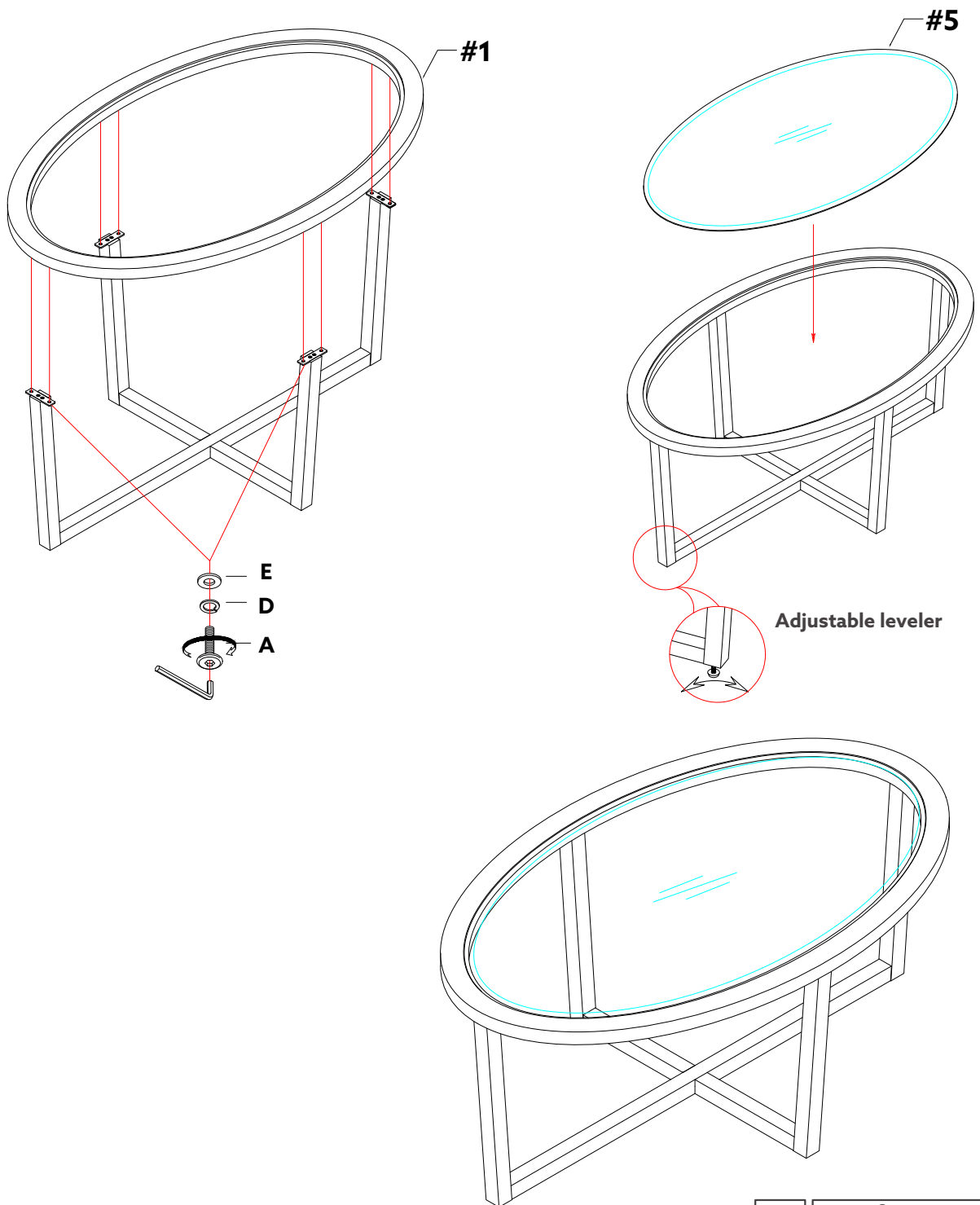
1. Do not tighten bolts completely until all bolts are completely lined up and inserted into holes / nuts.
2. Do not over tighten screws and bolts to avoid stripping.
3. Please use hand tools to assemble this product. Do not use power tools.
4. For ease of assembly, two adults are recommended




1.



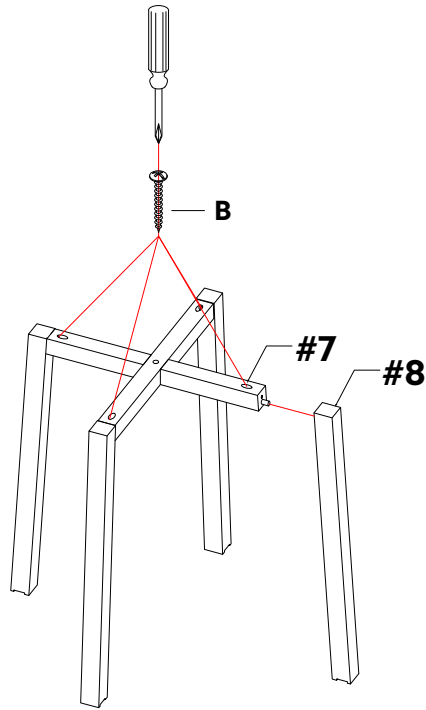
B		04
C		01

2.




A		08
D		08
E		08

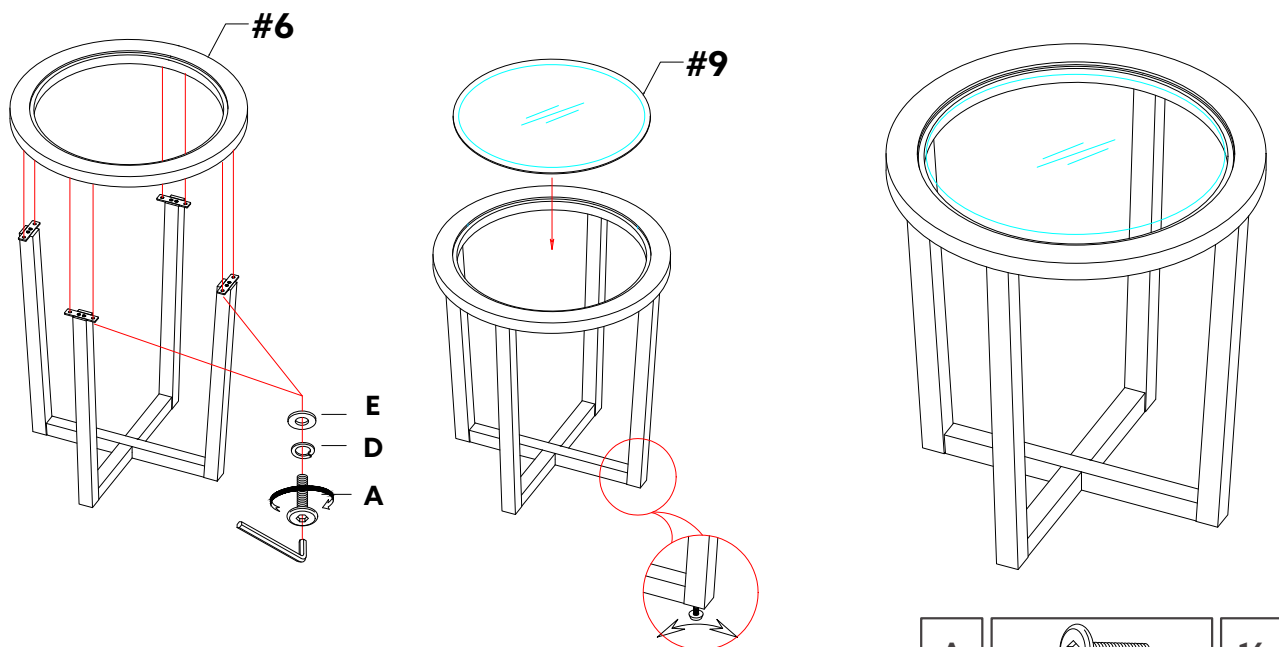
3.



x 2




B		08
---	---	----

4.



Adjustable level.

x 2

A		16
D		16
E		16

ASSEMBLY COMPLETED

