

## ASSEMBLY INSTRUCTION

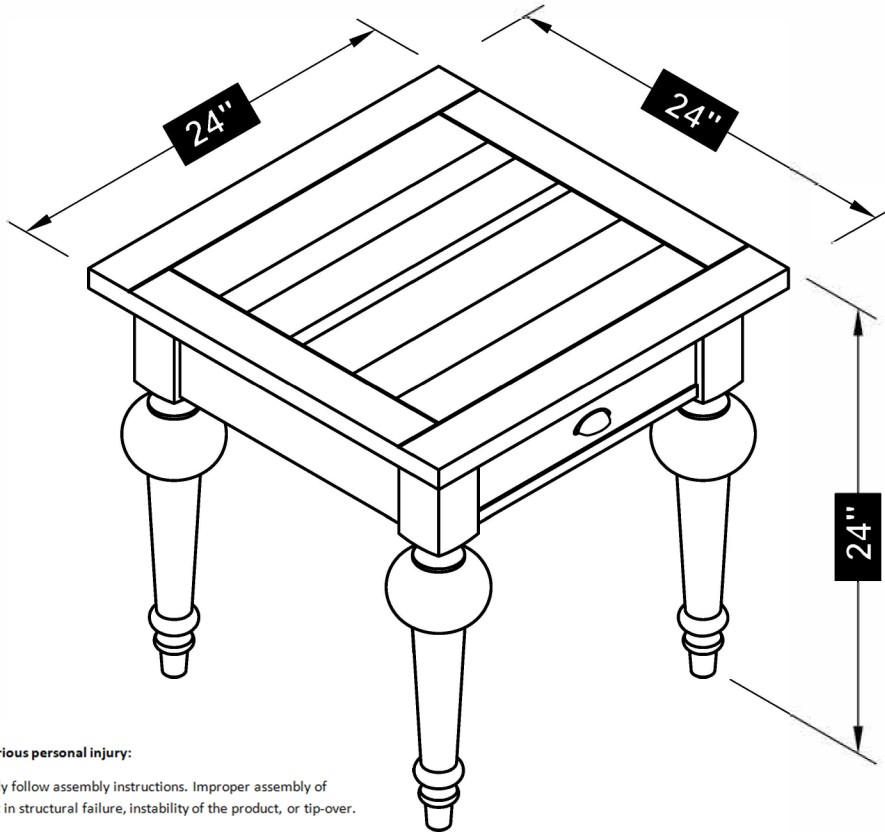
### MADE IN VIETNAM

Thank you for purchasing this quality product. Be sure to check all packing materials carefully for small parts that may have come loose inside the carton during shipment.

**Before you start assembly:** Please read all instructions carefully before beginning the assembly process. It is recommended that 2 people work together during assembly to prevent personal injury and to ensure that heavy or cumbersome parts are not damaged during the process.

**CAUTION:** For your safety, this product requires two people to lift.

## Assembled Dimensions



**⚠ WARNING: To avoid serious personal injury:**

- Carefully and strictly follow assembly instructions. Improper assembly of furniture can result in structural failure, instability of the product, or tip-over.
- Monitor and carefully control the assembly components. These include small parts and hardware that may present a choking hazard to small children. Bob's furniture should be assembled only by responsible adults and children should not be involved in the assembly process.
- Where provided, wall mounting hardware should always be used as prescribed in these instructions to anchor furniture to wall. Proper use of the wall mounting hardware can significantly reduce the potential for furniture tip-over and crushing injuries.

# 15 MINUTES

APPROXIMATE ASSEMBLE TIME



2 PERSON



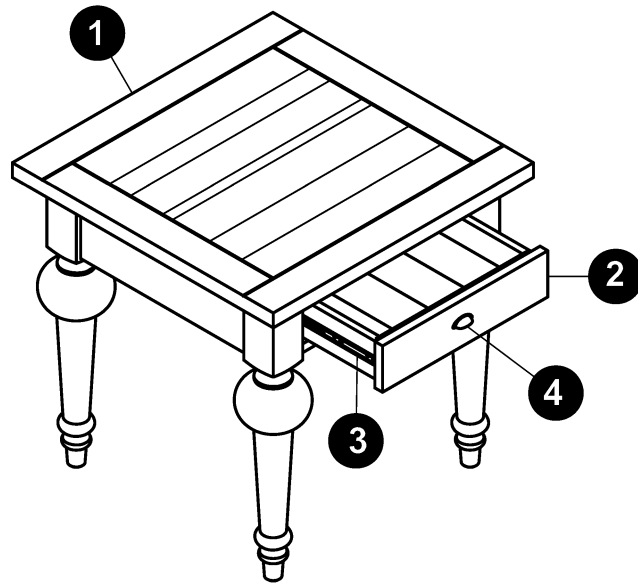
REQUIRED ASSEMBLY SPACE

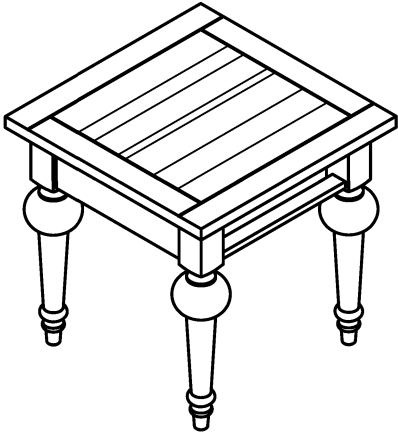
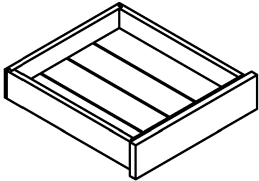




RECOMMENDED ASSEMBLY TOOLS

**NOT  
PROVIDED**

## PART LIST



NO.		PART LIST	Q.TY
(1)		Table	1
(2)		Table Drawer	1
(3)		Slides Metal 400x 35x 13mm	2
(4)		Handle	1