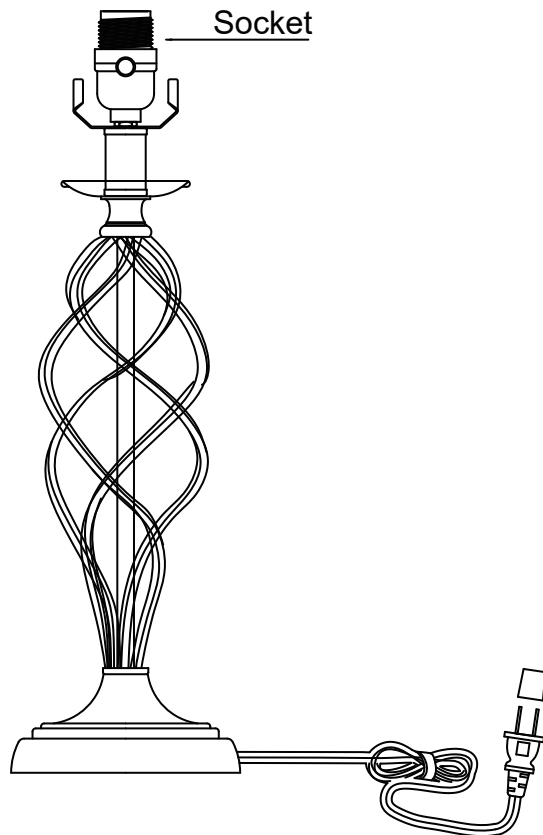
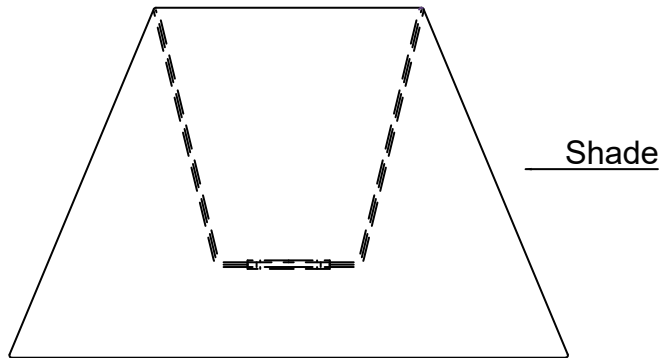
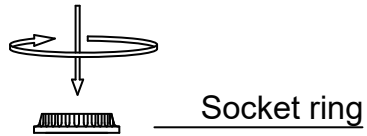
 **WARNING: To avoid serious personal injury:**

- Carefully and strictly follow assembly instructions. Improper assembly of furniture can result in structural failure, instability of the product, or tip-over.
- Monitor and carefully control the assembly components. These include small parts and hardware that may present a choking hazard to small children. Bob's furniture should be assembled only by responsible adults and children should not be involved in the assembly process.
- Where provided, wall mounting hardware should always be used as prescribed in these instructions to anchor furniture to wall. Proper use of the wall mounting hardware can significantly reduce the potential for furniture tip-over and crushing injuries.

# ASSEMBLY INSTRUCTIONS



1. Remove all parts from packaging and lay on flat surface before assembling.
2. Set shade onto socket and tighten clockwise with socket ring .

## GENERAL PRODUCT INFORMATION:

This product is suitable for dry locations only.

## IMPORTANT SAFETY INSTRUCTIONS:

This portable lamp has a polarized plug (one blade is wider than the other) as a feature to reduce the risk of electric shock. This plug will fit in a polarized outlet only one way. If the plug does not fit fully in the outlet, reverse the plug. If it still does not fit, contact a qualified electrician. Never use with an extension cord unless plug can be fully inserted. **DO NOT ALTER THE PLUG.**

BULB TYPE: (1) 60 watt incandescent or 9 watt LED bulb. (not included)