


# ASSEMBLY INSTRUCTION


BOB'S SKU#: 10001363002/20083157011  
DESCRIPTION: CHEST


Thank you for purchasing this quality product. Be sure to check all packing material carefully for small hardware which may have come loose inside the carton during shipment. Identify and count all hardware and compare with the hardware list below.

**PARTS LIST**

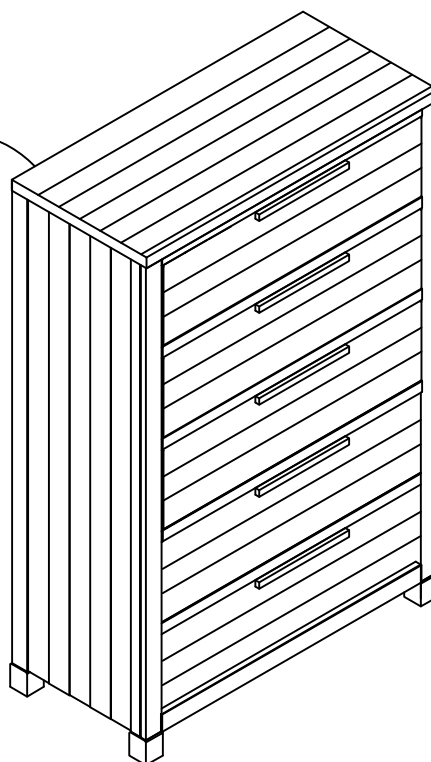
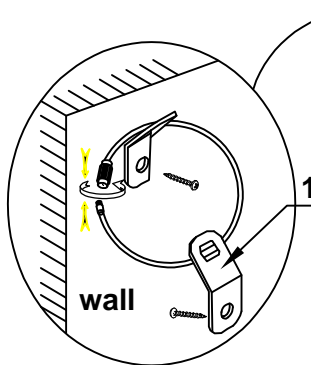
NO.	Description	Sketch	Quantity
A	Chest		1PC


**HARDWARE LIST:**

NO.	Description	Sketch	Quantity
1	Anti tipping kits		1SET



**STEP 1**



** WARNING : To avoid serious personal injury :**

- \* Carefully and strictly follow assembly instructions. Improper assembly of furniture can result in structural failure, instability of the product, or tip-over.
- \* Monitor and carefully control the assembly components. These include small parts and hardware that may present a choking hazard to small children. Bob's furniture should be assembled only by responsible adults and children should not be involved in the assembly process.
- \* Where provided, wall mounting hardware should always be used as prescribed in these instructions to anchor furniture to walls. Proper use of the wall mounting hardware can significantly reduce the potential for furniture tip-over and crushing injuries.